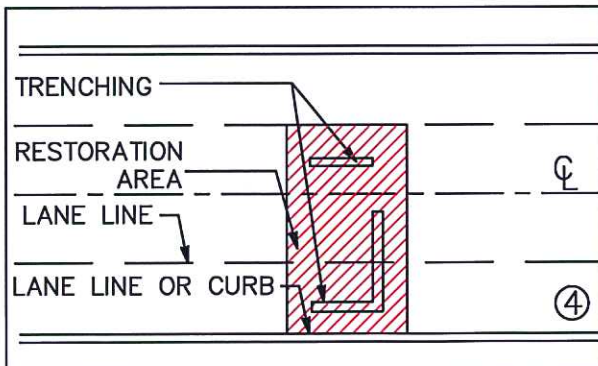
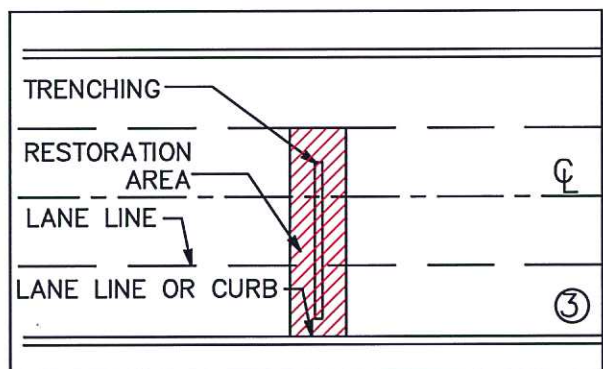
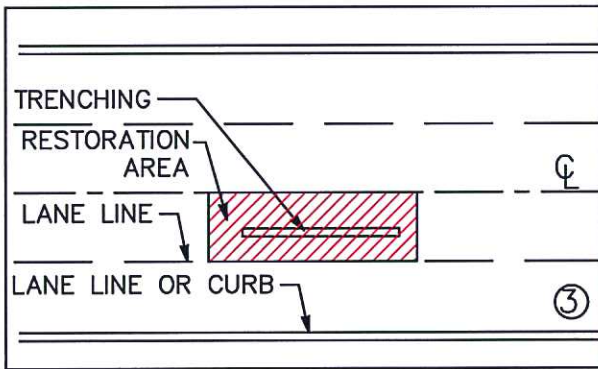


GRIND AND OVERLAY A MINIMUM OF 2" AND FOR ARTERIALS GRIND AND OVERLAY MINIMUM OF 3" OF AC.

TRENCHING PER DETAIL S-17



RESTORATION AREA

SEE SHEET 2 FOR NOTES

NOT TO SCALE



*[Signature]*  
 CITY ENGINEER  
 11/27/18  
 DATE

NO	BY	DATE	REVISION
▲			
▲			
▲			

SHEET  
 1 of 2

STREET  
 MORATORIUM  
 REQUIREMENTS

S-18

NOTES

- ① MATCH EXISTING PAVEMENT SURFACING. IF THE ROAD IS REQUIRED TO BE SLURRY, SLURRY THE ROAD TO THE LIMITS DIRECTED BY THE CITY ENGINEER.
- ② FOR TRENCH DETAIL REFER TO DETAIL S-17.
- ③ SAW CUT LINES SHALL BE PARALLEL OR PERPENDICULAR TO THE TRAVEL LANE AND NO IRREGULAR CUT WILL BE PERMITTED. THE RESTORATION SHALL BE EXTENDED TO CLOSEST LANE LINE, BIKE LANE, CENTER LINE, LIP OF GUTTER, EDGE OF PAVEMENT, OR MEDIAN ISLAND.
- ④ FOR MULTIPLE CUTS THAT ARE CLOSER THAN 10' TO EACH OTHER THE RESTORATION SHALL BE EXTENDED BETWEEN THE CUTS AND TO THE CLOSEST LANE LINE, BIKE LANE, CENTER LINE, LIP OF GUTTER, EDGE OF PAVEMENT OR MEDIAN ISLAND.
- ⑤ IF THE PROPOSED TRENCH IS WITHIN 10' OF AN EXISTING OR PROPOSED PATCH, THE RESTORATION SHALL BE EXTENDED TO THE EDGE OF THE ADJACENT PATCH.
- ⑥ IF PAVEMENT IS DAMAGED DURING CONSTRUCTION, THE FAILED SECTION/AREA SHALL BE REMOVED TO SOUND PAVEMENT.
- ⑦ CUT BACKS ARE NOT PERMITTED UNLESS OTHERWISE APPROVED BY CITY ENGINEER.
- ⑧ DURING CONSTRUCTION THE STEEL PLATES USED FOR BRIDGING SHALL EXTEND MINIMUM OF 1' BEYOND THE EDGE OF THE TRENCH. PLATES SHALL HAVE NONSKID ABRASIVE SURFACE PER CALTRANS SPECIFICATIONS 75-1 AND COUNTER SINKING MAY BE REQUIRED WHEN DEEMED NECESSARY BY AGENCY ENGINEER. ONCE THE STEEL PLATES ARE REMOVED, THERE SHALL BE NO EFFECT OF THE STEEL PLATE WITHIN THE SURFACE AREA.

NOT TO SCALE

		11/27/18	▲			SHEET 2 of 2	STREET MORATORIUM REQUIREMENTS	S-18	
		DATE	NO	BY	DATE				REVISION